

↑ ВЪЕЗД ↑

NoctoPark

Noctoptics Parking Lot Solution
Introduction



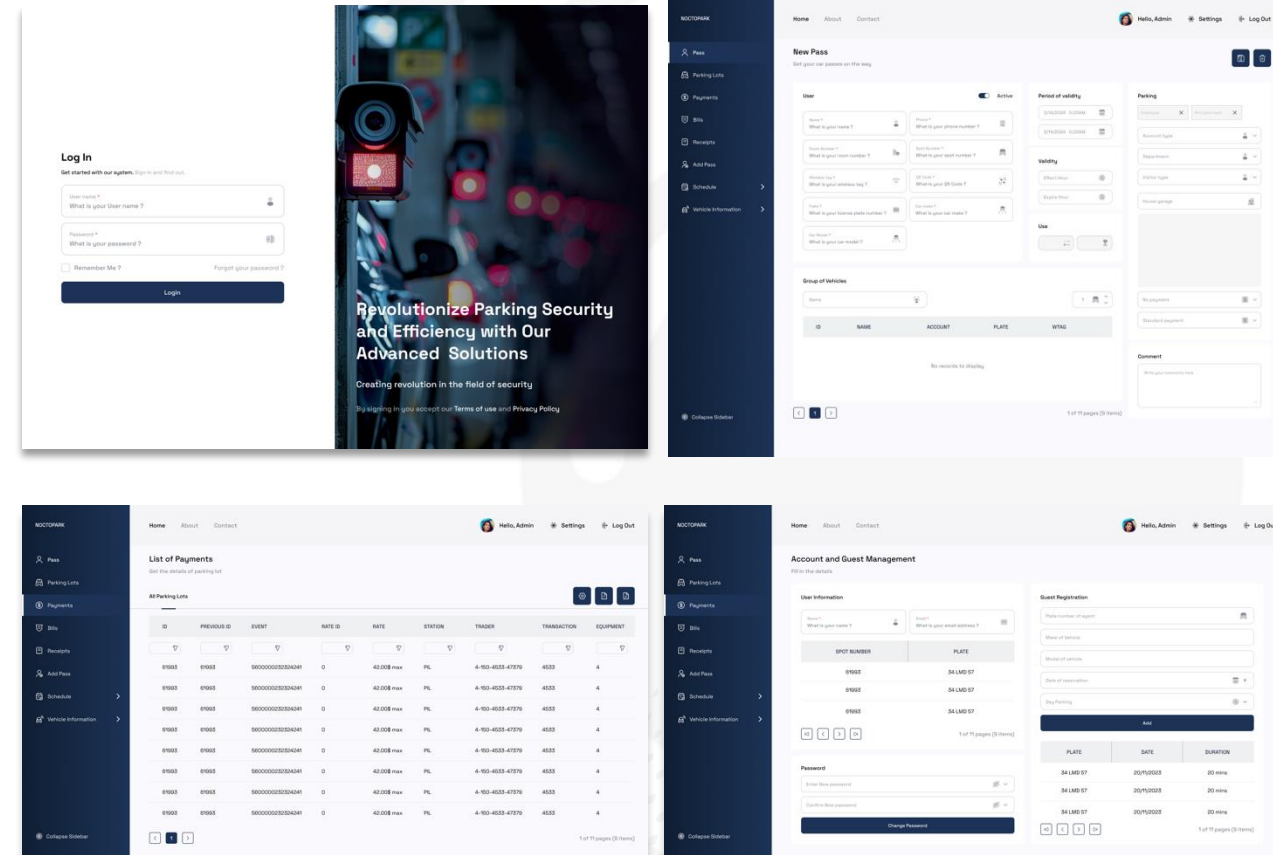
NoctoPark

Noctoptics Parking Lot Management Software

Noctoptics introduces NoctoPark, a cutting-edge proprietary parking lot management software that transforms traditional parking lots into intelligent ones.

NoctoPark empowers parking lot operators and real estate parking lot owners to enhance revenue, efficiency, and safety through a comprehensive solution encompassing both hardware and software components.

Features include monthly and daily passes, validation, payment processing, detailed reports, parking reservations, video validation, and numerous other capabilities.



Log In
Get started with our system. Register and activate.

What is your email?
What is your password?
Remember Me? [Forgot your password?](#)

Log In

Revolutionize Parking Security and Efficiency with Our Advanced Solutions
Creating revolution in the field of security
[By signing in you accept our Terms of use and Privacy Policy](#)

New Pass
Get your car passed on the way.

User: [Name] [Email] [Phone]
Validity: [Start/End Date]
Parking: [Location]

List of Payments
Get the details of parking lot.

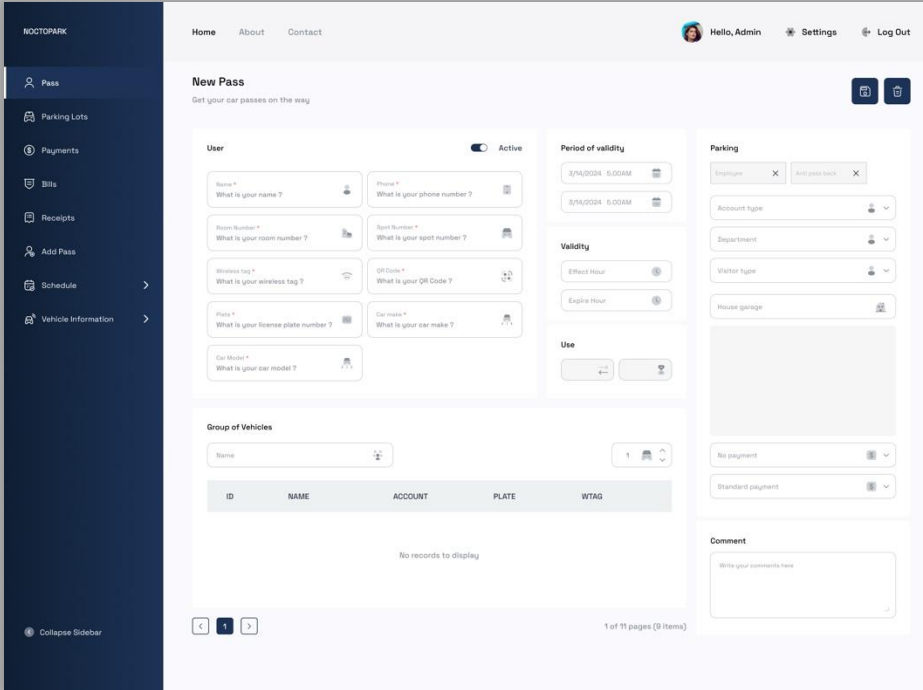
ID	PREVIOUS ID	EVENT	RATE ID	RATE	STATION	TRADER	TRANSACTION	EQUIPMENT
19903	19902	50000002020420	0	42.00\$ max	PL	A-100-4033-47370	4033	4
19903	19903	50000002020420	0	42.00\$ max	PL	A-100-4033-47370	4033	4
19903	19903	50000002020420	0	42.00\$ max	PL	A-100-4033-47370	4033	4
19903	19903	50000002020420	0	42.00\$ max	PL	A-100-4033-47370	4033	4
19903	19903	50000002020420	0	42.00\$ max	PL	A-100-4033-47370	4033	4
19903	19903	50000002020420	0	42.00\$ max	PL	A-100-4033-47370	4033	4
19903	19903	50000002020420	0	42.00\$ max	PL	A-100-4033-47370	4033	4
19903	19903	50000002020420	0	42.00\$ max	PL	A-100-4033-47370	4033	4

Account and Guest Management
Edit the details.

User Information: [Name] [Email] [Phone]
Guest Registration: [Name] [Email] [Phone]

PLATE: [Plate] DATE: [Date] DURATION: [Duration]

Pass Module – Monthly Users



New Pass
Get your car passes on the way

User Active

Name * What is your name? Phone * What is your phone number?

Room Number * What is your room number? Spot Number * What is your spot number?

Wireless tag * What is your wireless tag? QR Code * What is your QR Code?

Plate * What is your license plate number? Car Model * What is your car make?

Car Model * What is your car model?

Period of validity

Start Date: 3/14/2024 5:00AM End Date: 3/14/2024 5:00AM

Validity

Effect Hour: Expire Hour:

Parking

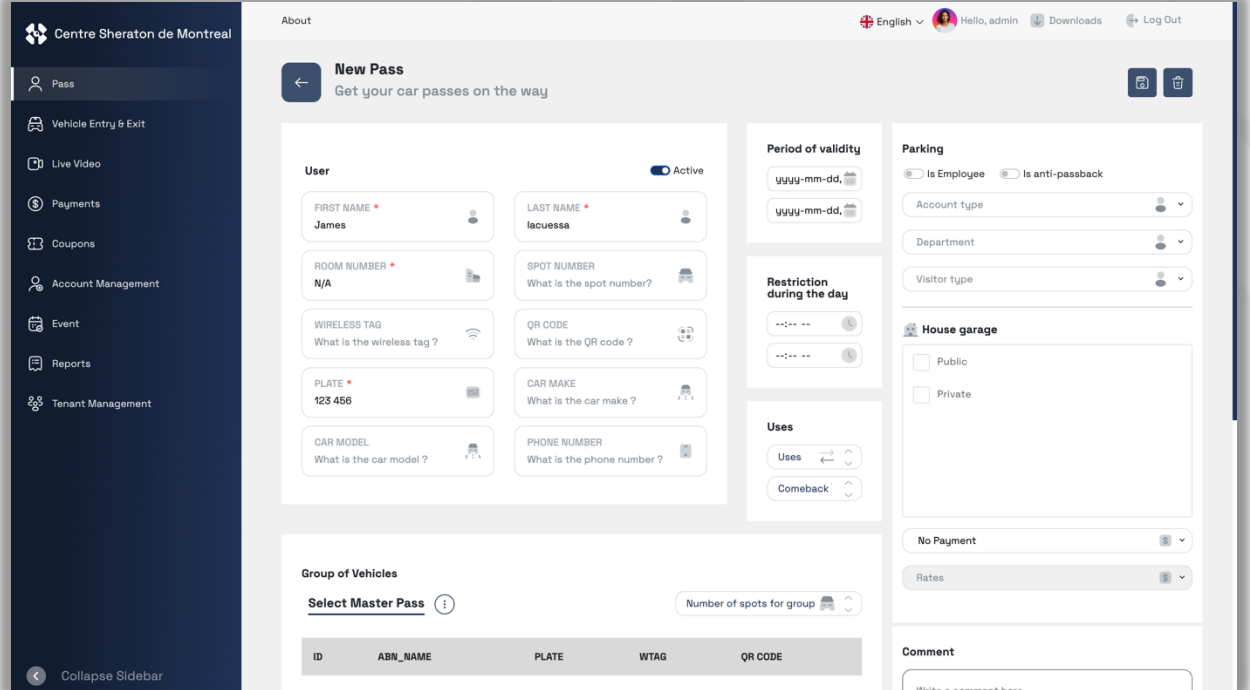
Employee: Is anti-passback:

Account type: Department: Visitor type: House garage:

Group of Vehicles

ID	NAME	ACCOUNT	PLATE	WTAG
No records to display				

1 of 11 pages (0 items)



New Pass
Get your car passes on the way

User Active

FIRST NAME * James LAST NAME * lacussa

ROOM NUMBER * N/A SPOT NUMBER * What is the spot number?

WIRELESS TAG * What is the wireless tag? QR CODE * What is the QR code?

PLATE * 123 456 CAR MAKE * What is the car make?

CAR MODEL * What is the car model? PHONE NUMBER * What is the phone number?

Period of validity

Start Date: yyyy-mm-dd End Date: yyyy-mm-dd

Restriction during the day

Uses: Comeback:

Parking

Employee: Is anti-passback:

Account type: Department: Visitor type:

House garage

Public Private

Group of Vehicles

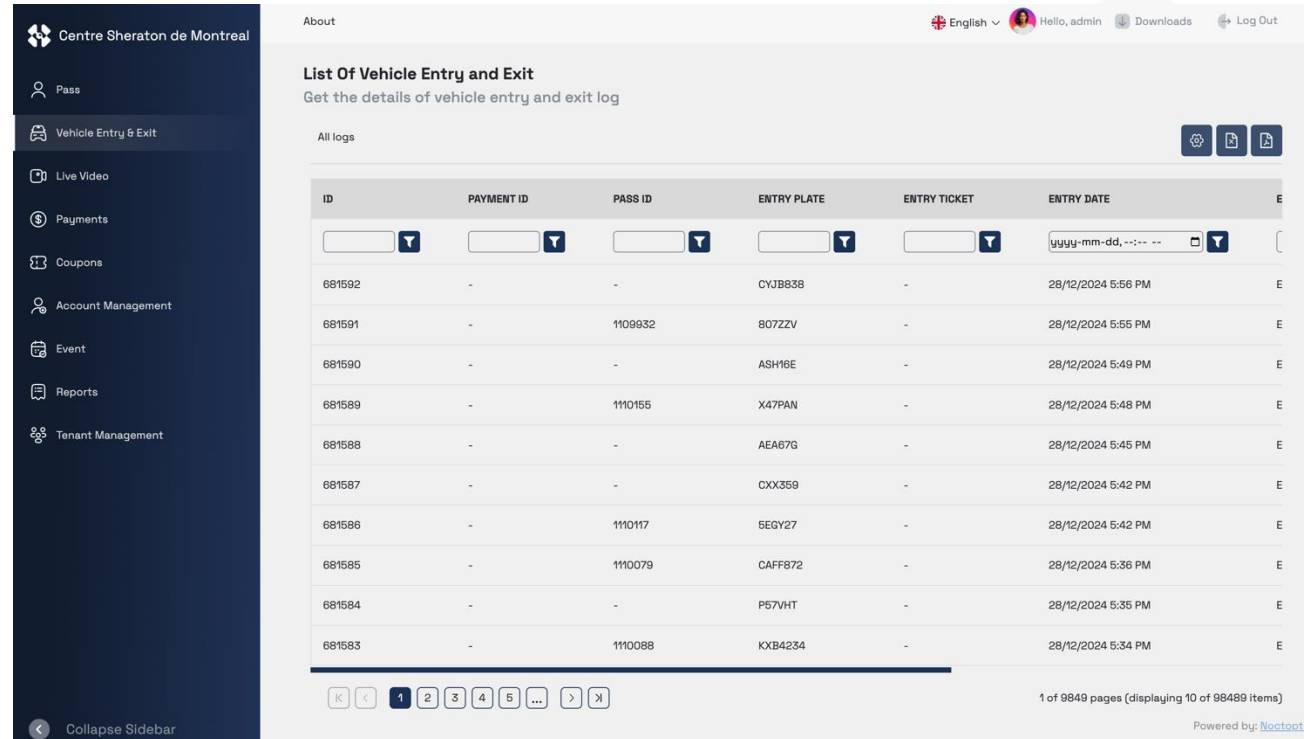
Select Master Pass

ID	ABN_NAME	PLATE	WTAG	QR CODE
No records to display				

Comment: Write a comment here

In the PASS module of NoctoPark, users can efficiently manage a list of drivers along with their associated license plates, RFID cards, and QR codes. This module is specifically designed for drivers who have subscribed to monthly parking plans. Additionally, the system allows users to group multiple vehicles under a single driver for streamlined management.

Vehicle Entry & Exit Module



About English Hello, admin Downloads Log Out

Centre Sheraton de Montreal

Pass

Vehicle Entry & Exit

Live Video

Payments

Coupons

Account Management

Event

Reports

Tenant Management

Collapse Sidebar

List Of Vehicle Entry and Exit
Get the details of vehicle entry and exit log

All logs

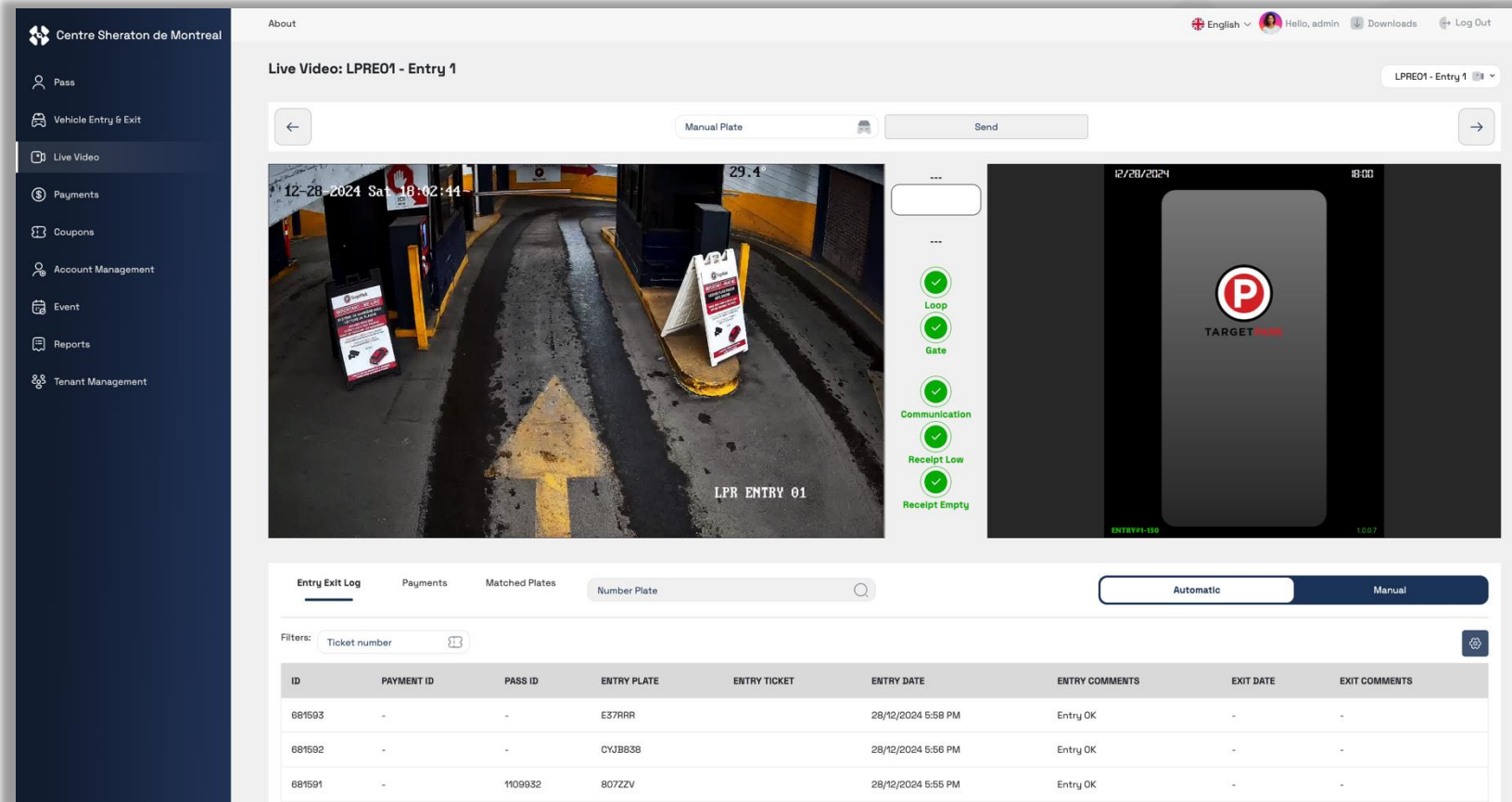
ID	PAYMENT ID	PASS ID	ENTRY PLATE	ENTRY TICKET	ENTRY DATE	
681592	-	-	CYJB838	-	28/12/2024 5:56 PM	E
681591	-	1109932	807ZZV	-	28/12/2024 5:55 PM	E
681590	-	-	ASH16E	-	28/12/2024 5:49 PM	E
681589	-	1110155	X47PAN	-	28/12/2024 5:48 PM	E
681588	-	-	AEA87G	-	28/12/2024 5:45 PM	E
681587	-	-	CXX359	-	28/12/2024 5:42 PM	E
681586	-	1110117	5EGY27	-	28/12/2024 5:42 PM	E
681585	-	1110079	CAFF872	-	28/12/2024 5:36 PM	E
681584	-	-	P57VHT	-	28/12/2024 5:35 PM	E
681583	-	1110088	KXB4234	-	28/12/2024 5:34 PM	E

1 of 9849 pages (displaying 10 of 98489 items)

Powered by: Noctooptics

The Vehicle Entry & Exit module logs every car entering and exiting the parking lot, along with its associated license plate. NoctoPark distinguishes between monthly subscribers and transient drivers for seamless management. Additionally, the system allows entry denial for blacklisted vehicles, and the log data can be exported in PDF or CSV formats for reporting and analysis.

Live Video Module



Centre Sheraton de Montreal

About English Hello, admin Downloads Log Out

Live Video: LPRE01 - Entry 1 LPRE01 - Entry 1

Manual Plate Send

12-28-2024 Sat 18:02:44 29.4

LPR ENTRY 01

Loop Gate Communication Receipt Low Receipt Empty

12/28/2024 18:00

ENTRY OK

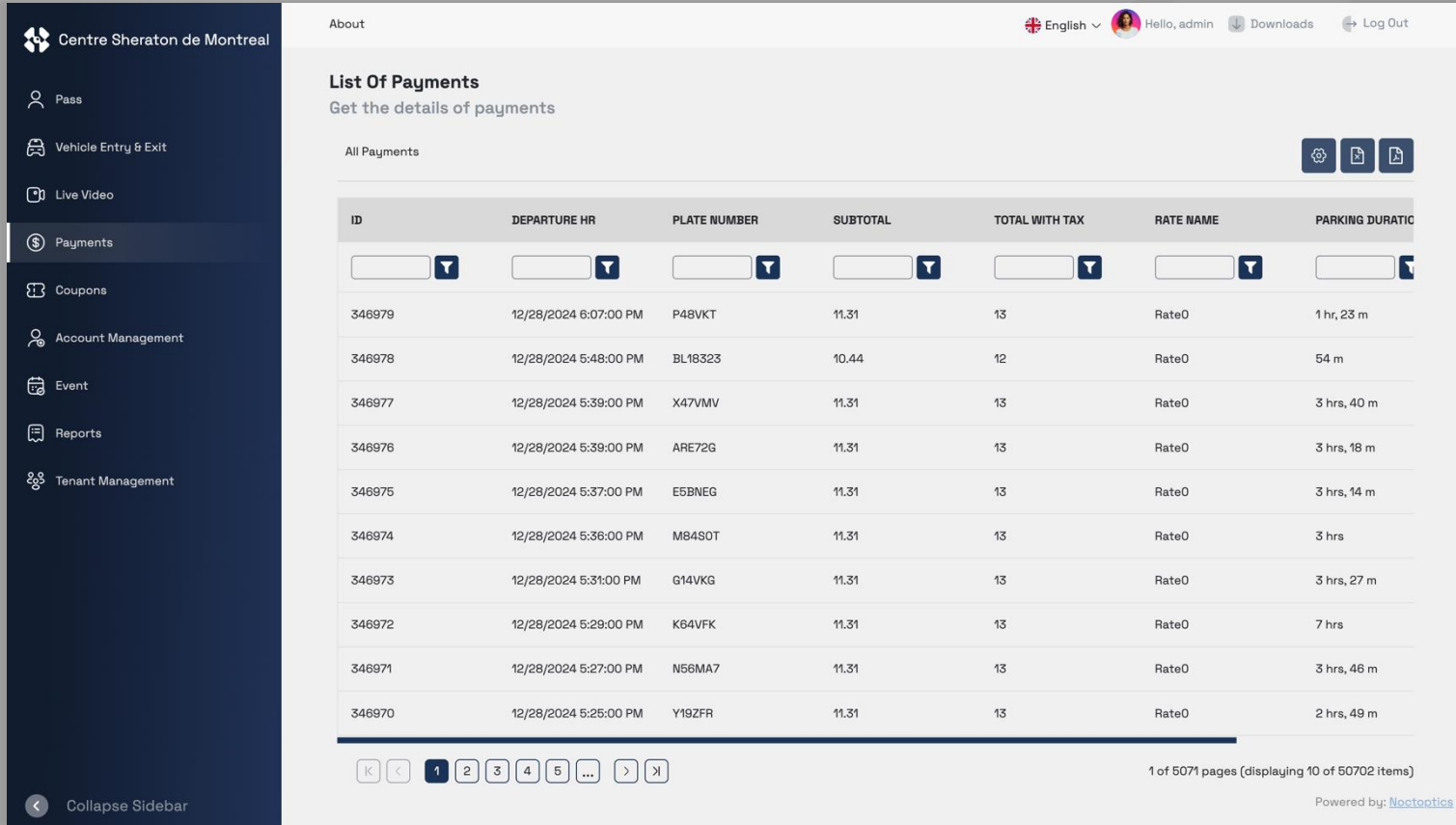
Automatic Manual

Filters: Ticket number

ID	PAYMENT ID	PASS ID	ENTRY PLATE	ENTRY TICKET	ENTRY DATE	ENTRY COMMENTS	EXIT DATE	EXIT COMMENTS
681593	-	-	E37RRR		28/12/2024 5:58 PM	Entry OK	-	-
681592	-	-	CYJB838		28/12/2024 5:56 PM	Entry OK	-	-
681591	-	1109932	807ZZV		28/12/2024 5:55 PM	Entry OK	-	-

The Live Video feature in NoctoPark empowers operators, landlords, and property managers to actively monitor the parking lot in real-time. They can assist drivers when needed and oversee the operational status of parking equipment, such as the parking loop, receipt printer, and gate activity (open/close events). Additionally, they can view the payment station interface, including license plate detection and payment details, ensuring accurate charges based on the configured parking rates.

List of Payments Module



The screenshot shows the 'List of Payments' module in a web application. The interface includes a dark sidebar with navigation options: Centre Sheraton de Montreal, Pass, Vehicle Entry & Exit, Live Video, Payments (selected), Coupons, Account Management, Event, Reports, and Tenant Management. The main content area displays a table of payment records for 'All Payments'.

List Of Payments
Get the details of payments

All Payments

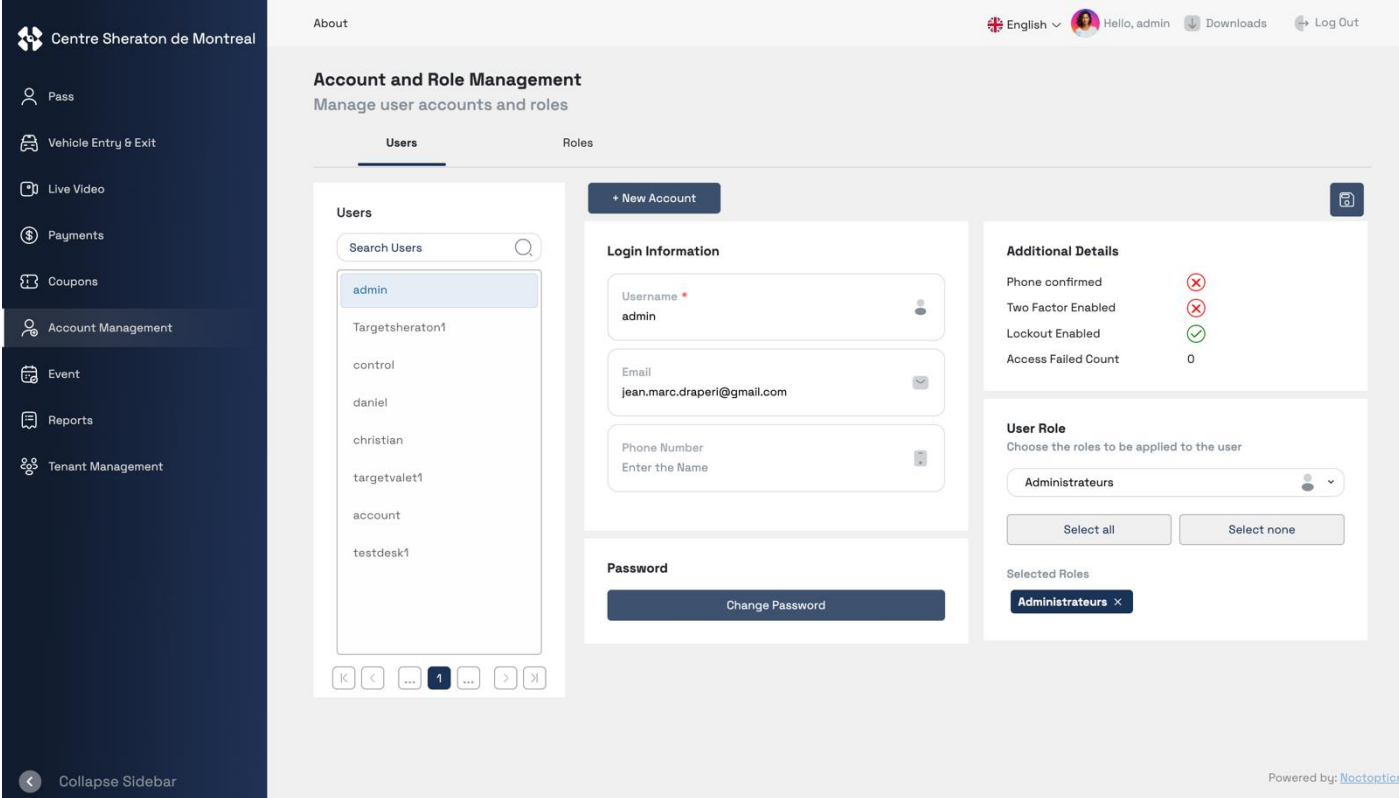
ID	DEPARTURE HR	PLATE NUMBER	SUBTOTAL	TOTAL WITH TAX	RATE NAME	PARKING DURATIC
346979	12/28/2024 6:07:00 PM	P48VKT	11.31	13	Rate0	1 hr, 23 m
346978	12/28/2024 5:48:00 PM	BL18323	10.44	12	Rate0	54 m
346977	12/28/2024 5:39:00 PM	X47VMV	11.31	13	Rate0	3 hrs, 40 m
346976	12/28/2024 5:39:00 PM	ARE72G	11.31	13	Rate0	3 hrs, 18 m
346975	12/28/2024 5:37:00 PM	E5BNEG	11.31	13	Rate0	3 hrs, 14 m
346974	12/28/2024 5:36:00 PM	M84S0T	11.31	13	Rate0	3 hrs
346973	12/28/2024 5:31:00 PM	G14VKG	11.31	13	Rate0	3 hrs, 27 m
346972	12/28/2024 5:29:00 PM	K64VFK	11.31	13	Rate0	7 hrs
346971	12/28/2024 5:27:00 PM	N56MA7	11.31	13	Rate0	3 hrs, 46 m
346970	12/28/2024 5:25:00 PM	Y19ZFR	11.31	13	Rate0	2 hrs, 49 m

1 of 5071 pages (displaying 10 of 50702 items)

Powered by: [Noctoptics](#)

The List of Payments module provides a comprehensive record of all transactions for vehicles that have made payments upon entry or exit, depending on the parking lot's configuration. This data can be exported in PDF or CSV formats, making it an essential tool for operators, landlords, and property managers. It supports accurate credit/debit card reconciliation and facilitates remittance processes, especially in cases involving revenue-sharing agreements with the parking lot.

Account Management Module

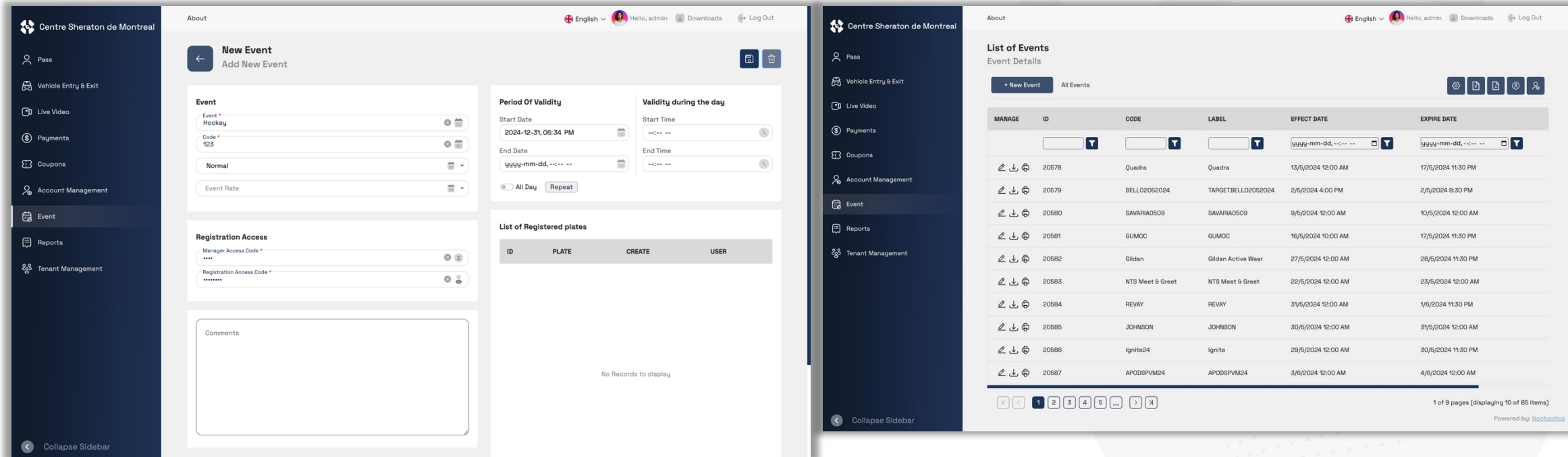


The screenshot displays the 'Account Management' interface for 'Centre Sheraton de Montreal'. The sidebar on the left contains navigation items: Pass, Vehicle Entry & Exit, Live Video, Payments, Coupons, Account Management (highlighted), Event, Reports, and Tenant Management. The main content area is titled 'Account and Role Management' with the subtitle 'Manage user accounts and roles'. It features a 'Users' list on the left with a search bar and a '+ New Account' button. The selected user 'admin' is shown in the 'Login Information' section with fields for Username (admin), Email (jean.marc.draperi@gmail.com), and Phone Number. The 'Additional Details' section shows status indicators for Phone confirmed (red X), Two Factor Enabled (red X), Lockout Enabled (green checkmark), and Access Failed Count (0). The 'User Role' section allows selecting roles, with 'Administrateurs' currently selected. A 'Change Password' button is located at the bottom of the form.

The Account Management module in NoctoPark provides operators and landlords with the ability to define and customize user permissions tailored to their operational and security needs. This feature ensures that access to sensitive data and system functionalities is controlled, enabling efficient delegation of responsibilities while maintaining a high level of security. Operators can assign specific roles and permissions to individual users, ensuring that only authorized personnel can perform certain actions, such as modifying configurations, accessing financial records, or managing parking data.

This granular control enhances accountability, streamlines management workflows, and reinforces the overall security of the NoctoPark platform.

Event Module



New Event

Event: Hockey

Code: 123

Normal

Event Rate

Period Of Validity

Start Date: 2024-12-31, 06:34 PM

End Date: yyyy-mm-dd, --:-- --

Validity during the day

Start Time: --:-- --

End Time: --:-- --

List of Registered plates

ID	PLATE	CREATE	USER
No Records to display			


List of Events










MANAGE	ID	CODE	LABEL	EFFECT DATE	EXPIRE DATE
	20578	Quadra	Quadra	13/5/2024 12:00 AM	17/5/2024 11:30 PM
	20579	BELLO2052024	TARGETBELLO2052024	2/5/2024 4:00 PM	2/5/2024 8:30 PM
	20580	SAVARIA0509	SAVARIA0509	9/5/2024 12:00 AM	10/5/2024 12:00 AM
	20581	GUMOC	GUMOC	16/5/2024 10:00 AM	17/5/2024 11:30 PM
	20582	Gildan	Gildan Active Wear	27/5/2024 12:00 AM	28/5/2024 11:30 PM
	20583	NTS Meet & Greet	NTS Meet & Greet	22/5/2024 12:00 AM	23/5/2024 12:00 AM
	20584	REVAY	REVAY	31/5/2024 12:00 AM	1/6/2024 11:30 PM
	20585	JOHNSON	JOHNSON	30/5/2024 12:00 AM	31/5/2024 12:00 AM
	20586	Ignite24	Ignite	29/5/2024 12:00 AM	30/5/2024 11:30 PM
	20587	APODSPVM24	APODSPVM24	3/6/2024 12:00 AM	4/6/2024 12:00 AM


The Event Configuration module in NoctoPark allows parking lot operators to efficiently adapt the system for specific events or occasions. For instance, during major sports events or large gatherings near the parking lot, operators can pre-configure changes such as adjusting parking rates or modifying payment workflows—e.g., collecting payments at the entrance instead of the exit. This ensures smoother vehicle flow and reduces congestion when the event concludes, preventing traffic jams.

By leveraging this module, operators can schedule event-specific configurations well in advance, eliminating the need for on-site personnel to oversee these adjustments manually. This proactive approach enhances operational efficiency, improves customer experience, and ensures the parking lot is optimized for high-demand scenarios.

Reports Module

 Centre Sheraton de Montreal



-  Pass
-  Vehicle Entry & Exit
-  Live Video
-  Payments
-  Coupons
-  Account Management
-  Event
-  Reports
-  Tenant Management

 Collapse Sidebar

Reports

Get the Reports for Payments

From To View

Type	TPS	TVQ	HT	TTC
MC	\$6,471.93	\$12,911.49	\$129,438.53	\$148,796.02
DISC	\$22.83	\$45.55	\$456.64	\$525.00
CASH	\$87.34	\$134.68	\$1,355.07	\$1,558.00
MASTERCARD	\$4,022.59	\$8,045.85	\$81,031.41	\$93,166.00
-	\$0.00	\$0.00	\$0.00	\$0.00
Inter	\$4,325.87	\$8,630.12	\$86,517.46	\$99,455.00
VISA	\$16,050.94	\$32,053.58	\$321,892.45	\$370,056.00
AMEX	\$500.08	\$997.66	\$10,001.58	\$11,498.00
INTERAC	\$2,512.03	\$5,024.71	\$50,617.01	\$58,197.00
Grand Total	\$33,973.61	\$67,843.64	\$681,310.15	\$783,251.02

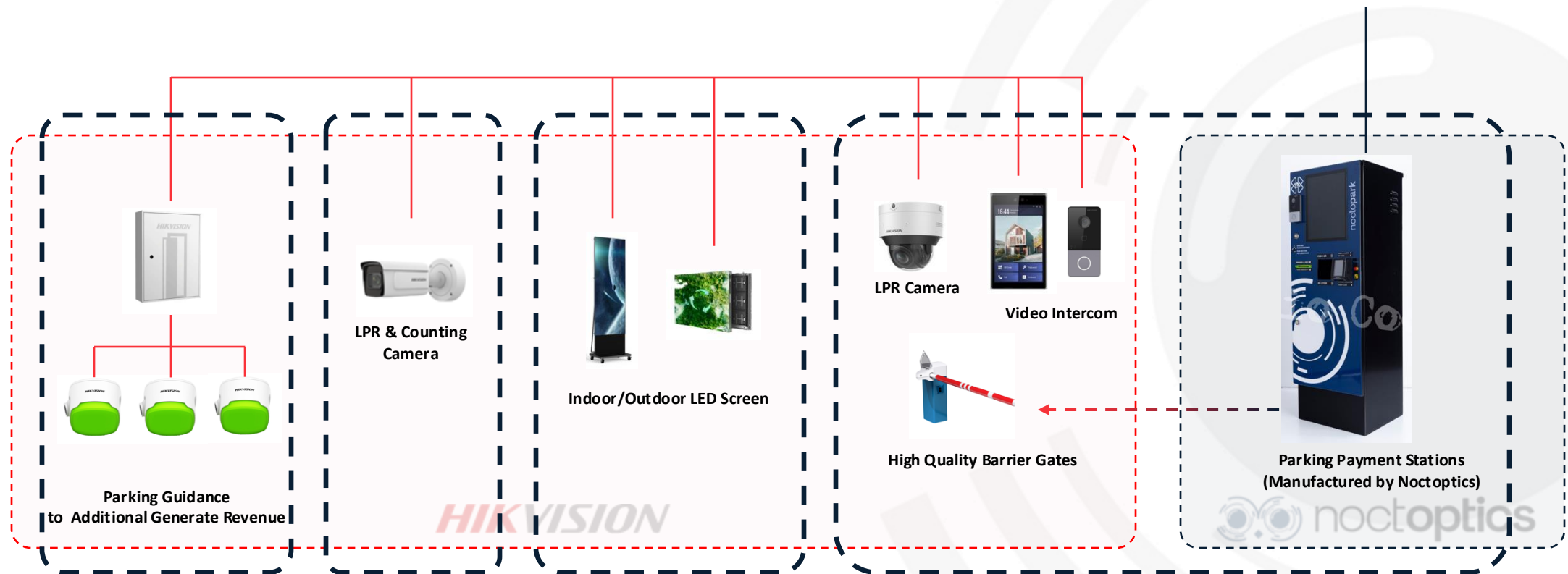
Powered by: [Noctoptics](#)

The Report module provides a comprehensive overview of the financial performance of the parking lot. It offers detailed insights into revenue generated through various payment methods, including Mastercard, Visa, AMEX, and Debit/Interac. This module serves as a valuable tool for financial reconciliation and remittance processes, especially in cases where operators or landlords need to manage revenue-sharing agreements or ensure accurate financial reporting.

By consolidating payment data into an easy-to-understand format, the Report module streamlines financial oversight and supports informed decision-making.

NOCTOPARK SYSTEM Topology

NoctoPark



Parking Lot Premium Parking Spots

Parking Lot Vehicle Counting

Parking Lot Parking Indicator

Entrance/Exit Parking Payment

Our proprietary built Payment stations to process payments which communicates with NoctoPark to provide reports and associated the video feed with the transaction. We install Hikvision Intercom & Door station.

These can be white labeled for our customer if they prefer their own branding.

Product Placement on Floor Plans (illustrative Purposes ONLY)

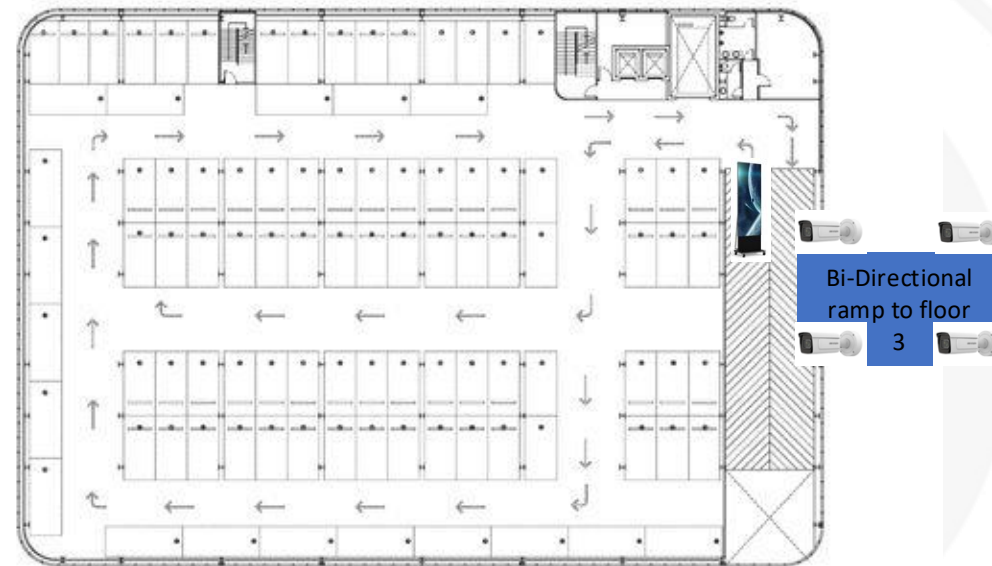
By deploying License Plate Recognition (LPR) cameras at the entrance and exit, Noctopark tracks vehicle movements, enabling precise billing at the gate's payment station.



Floor 1

- LPR Cameras to count how many cars are on each floor there two separate entrance/exit to the parking lot. 4 Cameras in each entrance. We also recommend 4 LPR cameras in each Bi-Directional Ramp.
- Parking Guidance for VIP parking spots which will constitute a higher price for parking
- Indoor LED POSTER displaying available spaces based on car counting. These screens can promote ads to generate revenue

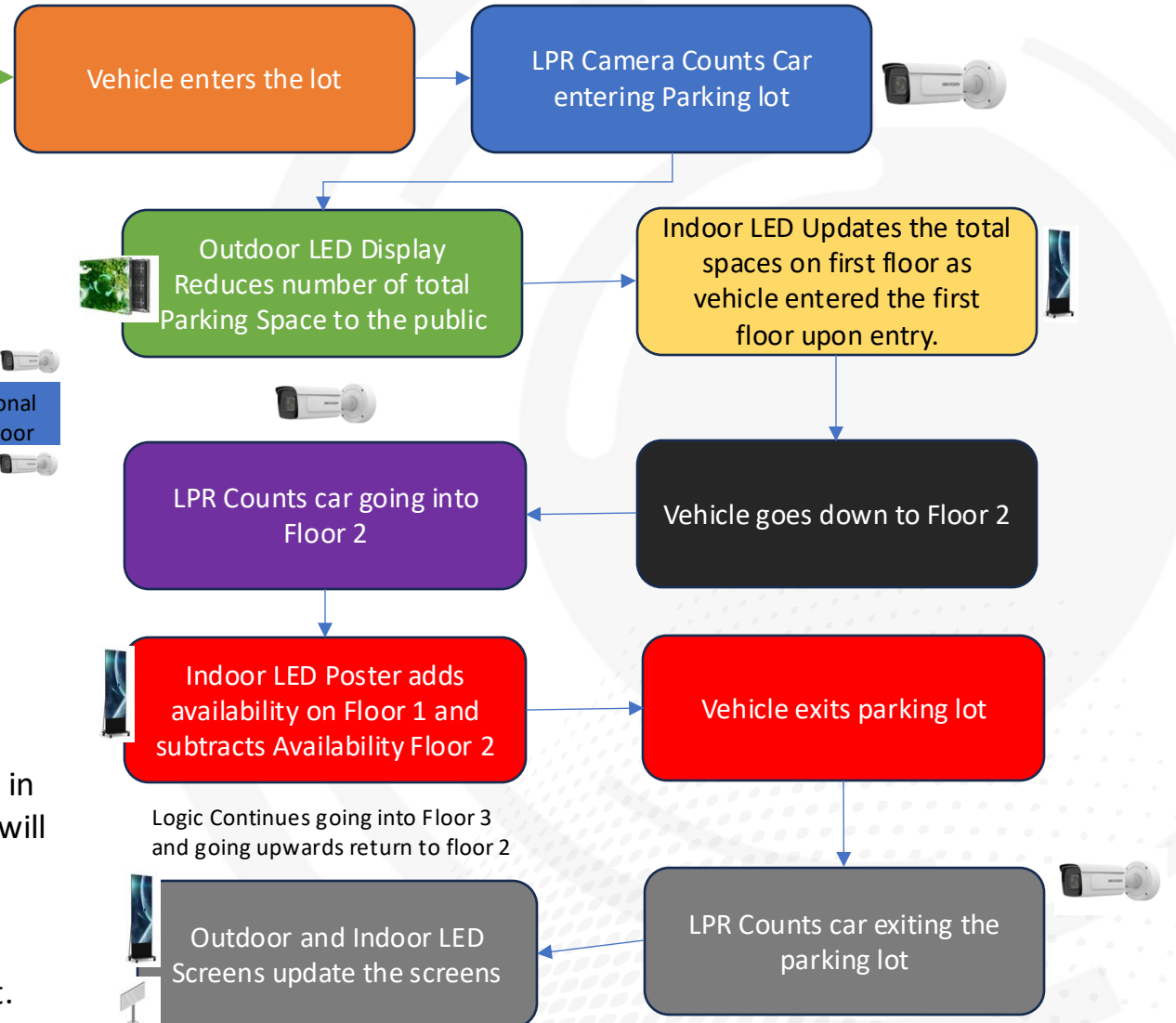
Out door LED Screen showcase the number of available spots changing dynamically as well as pricing and advertisement



Floor 2 & 3

- LPR Cameras to count how many cars are on each floor there two separate entrance/exit to the parking lot. 4 Cameras in each entrance. We also recommend 4 LPR cameras in each Bi-Directional Ramp.
- Indoor LED POSTER displaying available spaces based on car counting.

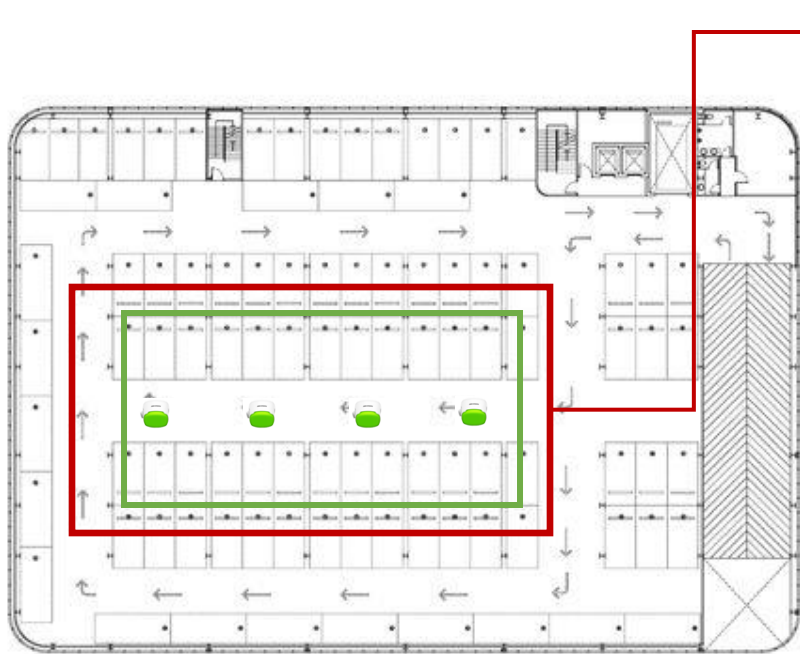
Car Counting



The logic consist of the cameras counting the amount of cars are in the parking lot subtracted by the amount of parking spaces. We will need the availability of each floor and make the LED Screens Dynamically displayed as vehicles go from floor to floor.

This data also provide reports on the efficiency of the parking lot.

Noctoptics Premium Parking Spots



1 Camera bay status detection



2 ANPR & Camera



3 Line parking detection



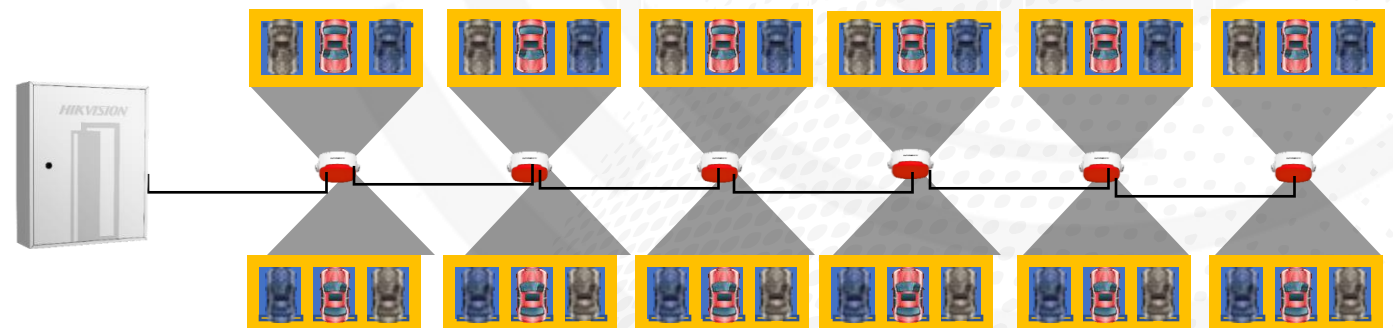
4. indicator of different colors



For the VIP section of the parking lot. We can install the Parking Guidance Camera that will be lit up green when available and red when not available/.. This camera can read the license plate and inform the NoctoPark platform to charge the customer more for that spot.

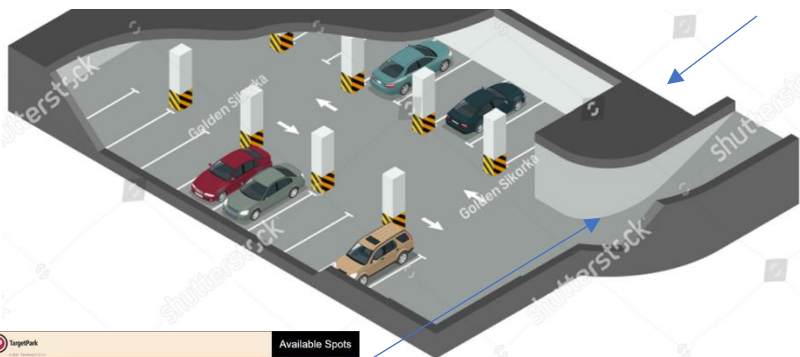
The camera can detect if 2 parking spaces are occupied by one car and provide an alert and will show the customer yellow or the driver will be charged for 2 space. The alarm will be populated in HikCentral which will also populate on NoctoPark.

This feature allows parking lots to increase revenue in a parking lot.



Indoor LED Screen – Parking Indicators (Illustrative Purpose Only)

From Floor 1 to Floor 2 (vice versa)



TargetPark			Available Spots
P2	4\$/20mn	18\$ Max	80
P3	4\$/20mn	18\$ Max	173

Going downwards from Floor 1 to 2.
The LED Should have this display
show casing the availability of P2 & P3.



From Floor 2 to Floor 3 (Vice-Versa)

Going downwards from Floor 2 to 3.
The LED Should have this display.



P3	4\$/20mn	18\$ Max	173
----	----------	----------	-----

TargetPark			Available Spots
Premium	5\$/20mn	No Max	12
P1	4\$/20mn	18\$ Max	17

Going upwards from Floor 2 to 1.
The LED Should have this display.

Going upwards from Floor 3 to 2.
The LED Should have this display.

TargetPark			Available Spots
Premium	5\$/20mn	No Max	12
P1	4\$/20mn	18\$ Max	17
P2	4\$/20mn	18\$ Max	80

↑ ВЪЕЗД ↑

NoctoPark

Success Cases/End-User Benefit &
Reference Sheet

Success Stories 365 Bloor Est, Toronto

END USER:  TargetPark



Project Goal: Target Park was tasked with the removal of its existing parking lot system and mandated to furnish performance reports to the Real Estate owners of the building. Additionally, a dynamic pricing mechanism was required to replace manual adjustments, alongside real-time availability updates for the high-traffic area in Toronto.


Further directives included integration with No Frills, offering complimentary parking for shoppers exceeding \$150 in purchases, and implementing a tailored solution to exempt condo owners from parking charges, given the multi-user nature of the premises encompassing both commercial and residential components.

End-User Benefit:

- Pricing can be changed dynamically at any given moment
- Premium zones have been implemented to generate more revenue
- Condo owners can seamlessly enter/exit the lot without paying (their car is registered on a white list)
- Management of Monthly Parking Passes
- Custom development with No Frills grocery. When customer spend \$150, they are added to the white list on HikCentral and can leave without paying
- Cars quickly enter and exit the parking lot
- Reduced man-power to Target Park, they no longer need multiple staff on site and none over night. Reducing operational cost.
- With report, the Parking lot generates approx. \$190k/Monthly. The solution paid for itself in 4 months. The reporting allowed the operator increase revenue by increase the price during busy periods"


Hikvision Product:

- **IDS-2CD7547G0/P-XZHS(Y)**
 - Car Counting
 - Time Stamps of Car entering to allow NoctoPark to charge the customer accordingly upon leaving
- **DS-D4215MI-070H(B)**
 - Dynamically provided parking availability
- **DS-KV6113-WPE1**
 - Installed on the payment station for when a car is having issues with payment. This intercom is connected to Target Parks Control center using NoctoPark / HikCentral.
- **DS-TCP440-B / DS-TPM400-P**
 - For Premium parking zone. When a car parking in a premium parking zone, the data is collected by Noctopark to associate the license plate and the correct charge upon exiting.
 - First sold and installed in Canada.
- **HikCentral- Customized**
 - Provided the data to NoctoPark from the CCTV, Intercom and Video Screen



Parking Guidance Camera


For premium parking. These parking spots are closer to the No Frills entrance and elevator of the multi-use commercial building.



LPR Camera to time stamp car Upon entry.



Customized LPR View on HCP. Populated on NoctoPark.



Villa Door Station installed on white label payment station. User can communicate with a control center for payment issues etc.

Other Success Stories



Espresso Hotel
Downtown Montreal



Sheraton
Downtown Montreal



Station Mont-Tremblant
Quebec



Parq & Hotel Casino
Vancouver



Hilton Garden Inn
Toronto Airport



131 Bloor
Toronto



Aloft Hotel
Montreal



Choice Properties Vaughn
Toronto

And much more!



THANK YOU!

James lacuessa
Chief Executive Officer / Founder

+1 514 294 5770
james@noctoptics.com
Noctoptics.com

